

**CITY OF SAN ANTONIO
INTERDEPARTMENTAL MEMORANDUM
PUBLIC WORKS DEPARTMENT**

TO: Mayor and City Council

FROM: Thomas G. Wendorf, P.E. Director of Public Works

THROUGH: Terry M. Brechtel, City Manager

COPIES: Melissa Byrne Vossmer; Louis A. Lendman, Milo Nitschke; Andrew Martin; File

**SUBJECT: INCREASING THE MONTHLY STORM WATER FEE BY 3.36%
ACROSS ALL CUSTOMER CLASSIFICATIONS AND TIERS**

DATE: December 18, 2003

SUMMARY AND RECOMMENDATIONS

This ordinance approves an increase in the monthly storm water fee by 3.36% across all customer classifications as follows: For Residential Customers – (tier 1) lot size of zero to 4,999 square feet from \$2.25 to \$2.33; and (tier 2) lot size of 5,000 or more square feet from \$2.98 to \$3.08. For Multifamily Customers – (tier 1) lot size of zero to 21,999 square feet from \$5.01 to \$5.18; and (tier 2) lot size of 22,000 to 43,999 square feet from \$15.68 to \$16.21; and (tier 3) lot size of 44,000 to 131,999 square feet from \$47.55 to \$49.15; and (tier 4) lot size of 132,000 or more square feet from \$226.28 to \$233.88. For Commercial/General Customers - (tier 1) lot size of zero to 21,999 square feet from \$12.83 to \$13.26; and (tier 2) lot size of 22,000 to 43,999 square feet from \$35.10 to \$36.28; and (tier 3) lot size of 44,000 to 86,999 square feet from \$62.91 to \$65.02; and (tier 4) lot size of 87,000 to 131,999 square feet from \$108.42 to \$112.06; and (tier 5) lot size of 132,000 or more square feet from \$239.54 to \$247.59. For Public Customers - (tier 1) lot size of zero to 21,999 square feet from \$12.71 to \$13.14; and (tier 2) lot size of 22,000 to 43,999 square feet from \$34.76 to \$35.93; and (tier 3) lot size of 44,000 to 86,999 square feet from \$62.79 to \$64.90; and (tier 4) lot size of 87,000 or more square feet from \$106.15 to \$109.72.

Staff recommends approval of this ordinance.

BACKGROUND INFORMATION

Ordinance No. 77949 passed on May 13, 1993 established and implemented the Storm Water rate schedules in order to provide funding to meet Federal storm water regulations and to protect the public health, safety, and welfare of the community. Services provided by this funding allow for the City to meet or exceed permit requirements as specified in the National Pollutant Discharge Elimination System (NPDES) permit which requires that pollutants normally carried by storm water runoff be eliminated to the maximum extent practicable. The Storm Water Fee

also funds the majority of the City's requirements to participate in the National Flood Insurance Program (NFIP). NFIP participation requirements are mandated by the Federal Emergency Management Agency. Participation allows for the citizens of San Antonio to be eligible for federally backed flood insurance and also makes the City eligible to receive federal disaster assistance after a flood event.

Ordinance No. 90499 passed on September 16, 1999 increased the fee by 15% across all customer classifications as part of the FY 2000 Budget development process that identified the need to adjust the fee charged for storm water drainage rates.

Ordinance No. 96515 passed on October 3, 2002 increased the fee by 30% across all customer classifications as part of the FY 2002 Budget development process, which identified the need to adjust the fee charged for storm water drainage rates.

This ordinance will increase the storm water fee by 3.36% across all customer classifications as adopted in the 2004 Budget. The financial impact to the average residential storm water customer is 10¢ monthly or \$1.20 annually, and the average financial impact for approximately 76% of the commercial accounts, those with lot sizes less than one acre, is 80¢ monthly or \$9.60 annually. The additional revenue generated by this increase will fund a Natural Creek Way Crew, which will expedite the removal of floatable debris, dead trees and invasive vegetation from Natural Creek Ways within the city. This will serve to enhance both the flood carrying capacity of the natural creek ways as well as surface water quality.

This additional crew will also provide support to clear channels following events and it will increase the frequency of the scheduled maintenance cycle of natural creek way segments to an average of once every three years instead of the current once every five years. This increase in frequency will enhance storm water conveyance, which satisfies the requirements of the National Flood Insurance Program, as well as improve surface water quality, a requirement of the Texas Pollutant Discharge Elimination System Permit.

POLICY ANALYSIS


Approval of this ordinance will be a continuation of City Council policy to implement storm water protection programs. It is consistent with the requirements of the Texas Pollutant Discharge Elimination System permit of the Federal Water Quality Act of 1987 which requires a river and stream non-point source storm water discharge permit.

FISCAL IMPACT


Approval of this ordinance will increase the storm water fee across all customer classifications and tiers by 3.36%. The additional revenue for this increase is estimated at \$632,088 in FY 2004.

COORDINATION

This request for ordinance has been coordinated with the Office of Management and Budget, Finance, and the City Attorney's Office.

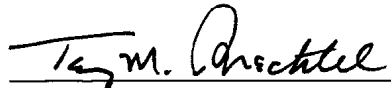
 12/4/03

Thomas G. Wendorf, P.E.
Director of Public Works



Melissa Byrne Vossmer
Assistant City Manager

Approved:



Terry M. Brechtel
City Manager

Storm Water Rate Schedule

	Billing Unit (SF)	Billing Unit Per Month Charge	
Residential Stormwater Rate Schedule			
Tier 1	0-4,999	\$2.25	<u>\$2.33</u>
Tier 2	5,000 or more	\$2.98	<u>\$3.08</u>
Multifamily Stormwater Rate Schedule			
Tier 1	0 - 21,999	\$5.01	<u>\$5.18</u>
Tier 2	22,000 - 43,999	\$15.68	<u>\$16.21</u>
Tier 3	44,000 - 131,999	\$47.55	<u>\$49.15</u>
Tier 4	132,000 or more	\$226.28	<u>\$233.88</u>
Commercial/General Stormwater Rate Schedule			
Tier 1	0 - 21,999	\$12.83	<u>\$13.26</u>
Tier 2	22,000 - 43,999	\$35.10	<u>\$36.28</u>
Tier 3	44,000 - 86,999	\$62.91	<u>\$65.02</u>
Tier 4	87,000 - 131,999	\$108.42	<u>\$112.06</u>
Tier 5	132,000 or more	\$239.54	<u>\$247.59</u>
Public Stormwater Rate Schedule			
Tier 1	0 - 21,999	\$12.71	<u>\$13.14</u>
Tier 2	22,000 - 43,999	\$34.76	<u>\$35.93</u>
Tier 3	44,000 - 86,999	\$62.79	<u>\$64.90</u>
Tier 4	87,000 or more	\$106.15	<u>\$109.72</u>