

**CITY OF SAN ANTONIO
INTERDEPARTMENTAL MEMORANDUM
DEPARTMENT OF COMMUNITY INITIATIVES**

TO: Mayor and City Council

FROM: Dennis J. Campa, Director, Department of Community Initiatives

THROUGH: Terry M. Brechtel, City Manager

COPIES TO: Frances A. Gonzalez, Assistant to the City Manager; City Attorney's Office; Finance Department; Office of Management and Budget; File

SUBJECT: ORDINANCE AUTHORIZING THE ACCEPTANCE OF A \$120,000 GRANT FROM THE ANNIE E. CASEY FOUNDATION FOR THE MAKING CONNECTIONS INITIATIVE

DATE: February 19, 2004

SUMMARY AND RECOMMENDATION

This ordinance authorizes the acceptance of a continuation grant in the amount of \$120,000 from the Annie E. Casey Foundation for the period January 1, 2004 to December 31, 2004 to support implementation of the Family Economic Success Program in the Making Connections neighborhood. This ordinance adopts a budget, amends the personnel complement, authorizes the carry forward of the remaining fund balance from the 2003 Making Connections grant, and authorizes the transfer of \$20,000 of Making Connections funds to the Families SAVE Individual Development Account Program.

Staff recommends the approval of this ordinance.

BACKGROUND INFORMATION

In November of 2000, San Antonio was identified as one of 22 cities where the Annie E. Casey Foundation's (AECF) Making Connections Initiative would be implemented. This program seeks to strengthen families in targeted neighborhoods by connecting them to economic opportunity, social networks and efficient and effective human development services. The Making Connections targeted neighborhood includes 26 Westside census tracts and over 130,000 residents, approximately 10% of the City's total population. Using Federal Poverty Level guidelines (\$18,400 annually for a family of four), thirty-three percent of the families in this neighborhood live in poverty compared to 17 percent citywide.

To assist low-income families transition out of poverty and achieve economic self-sufficiency,

the Department of Community Initiatives (DCI) has developed the Family Economic Success Program (FESP). This program operates on two strategies: personal asset building through participation in the Volunteer Income Tax Assistance (VITA) and Individual Development Account (IDA) programs; and personal asset protection through financial literacy and the avoidance of predatory lending practices.

These recently awarded grant funds will support the continuation of FESP program activities for Calendar Year 2004. Through this grant, AECF will invest \$20,000 in the Families Save IDA program, which will leverage an additional \$20,000 in match from the Assets for Independence Act (AFIA) grant previously awarded to DCI from the U.S. Department of Health and Human Services. Together these funds will be used to match participants' savings four to one for the purpose of first-time home ownership or attending post-secondary education. Approximately 20 additional West-side families will have the opportunity to participate in the IDA program through this AECF investment, for a cumulative total capacity of 134 participants funded by the Making Connections Program.

The amended personnel complement includes a total of two positions. AECF currently funds a Special Projects Coordinator position to build the Department's capacity to implement the FESP initiative, both in the Making Connections neighborhood and community-wide. The Coordinator operates the VITA program and supports FESP initiatives within Department, the Westside community and the City in general. The personnel complement also reflects the addition of a Special Projects Manager. This position will oversee and manage the department's Family Economic Success Program, Contract Services, and Office of School Readiness. The Special Projects Manager will also serve as liaison for the Casey Making Connections Initiative.

POLICY ANALYSIS

The San Antonio Making Connections outcomes and performance targets are reflective of DCI's goals and objectives. Consistent with the City of San Antonio's Balanced Scorecard reporting system, DCI has developed a tool to track and monitor the Department's impact on community indicators that also correspond to the San Antonio Making Connections outcome areas (Attachment A).

This ordinance is a continuation of existing City policy to use grant funds to provide human development and family economic success opportunities. Through this AECF grant, DCI will continue existing policy to strengthen families and provide asset-building opportunities to improve family economic success.

FISCAL IMPACT

This award will be matched with an in-kind contribution from the General Fund in the amount of \$40,301 for fringe benefits and partial salary for the Special Projects Coordinator. These funds, representing 22 percent of the Making Connections budget, have been identified in the Adopted FY 04 DCI operating budget.

Funds in the amount of \$19,004.25 remain in the 2003 Making Connections award from the Annie E. Casey Foundation and will carry forward to 2004. This ordinance also authorizes the

transfer of \$20,000 from the 2004 Making Connections award to the Individual Development Account Program to be used as match funding for participants' savings. The Annie E. Casey Foundation has also approved the transfer of this remaining fund balance.

Other than the in-kind contribution identified above there is no other General Fund commitment.


COORDINATION

The Department of Community Initiatives has coordinated activities with the City Attorney's Office, the Finance Department, and the Office of Management and Budget.


SUPPLEMENTARY COMMENTS

Provisions of the Ethics Ordinance do not apply.


Attachments: Attachment A – Proposed Marker 2004



Dennis J. Campa, Director
Department of Community Initiatives



Frances A. Gonzalez
Assistant City Manager



Terry M. Brechtel
City Manager

**Department of Community Initiatives
Proposed Markers 2004**

Attachment A

Casey Outcome	Casey Marker	COSA Strategic Objective (Balanced Scorecard)	DCI Performance Measure	City-wide 2004	Making Connections
Result 1: Families have increased earnings and income Result 2: Families have increased levels of assets	Residents earning a livable income.	Transition families to a livable income by raising their education and skill level	DCI participants obtaining employment at or above \$8.75/hour	773	193
			DCI participants obtaining employment below \$8.75/hour (transitional employment)	1,182	300
			DCI participants in higher education or long-term job training.	3,637	909
	Families have financial stability	Ensure families are economically secure.	Number of returns (and dollars) into the community through VITA	14,000 (\$21 million)	3,500 (5.2 million)
	Families have access to increased homeownership, affordable rental units, overall quality of housing, and small businesses expand, creating new jobs.	Ensure families are economically secure.	Number of IDA participants	537	134
Result 4: Families and neighborhoods have strong informal supports and networks.	Active participation in local activities increases.	Enable the elderly to retain and independent and healthy quality of life.	Number of meals served to seniors.	986,580	246,645
			Percent of senior population participating in DCI programs	16.70%	20.00%
Result 5: Families have access to quality services and supports that work for them.	Families have access to and information to be effective consumers of services.	Provide comprehensive community based family strengthening services	Number of participants served by DCI's direct program and contract investments.	193,493	48,373
			Total number of community locations with DCI investments	896	224
		Provide a safety net of services to meet the temporary emergency needs of all members of the community	Number of families receiving emergency safety net services.	6,942	1,735
Result 6: Children are healthy and ready to succeed in school.	Children and their families have healthier starts and participate fully in quality early childhood education.	Promote access to high quality early childhood education and school readiness initiatives	# of CDS vendors that are TRS Certified	155 (53%)	34
			Average monthly children in care	14,285	3,571
			% of children assessed who display mastery of Kinder Readiness Guidelines.	85%	85%
			Percentage of children 0-5 in poverty receiving child care.	36.00%	36.00%
Result 7: Families and children live in safe and attractive neighborhoods.	Neighborhoods are attractive, well resourced, family friendly places.	Invest in existing community organizations for the provision of human development services	Operations funding contracted to other agencies/organizations	\$96 million	\$24 million
	Increased access to quality educational resources result in increased educational attainment.	Promote youth development through early intervention, character traits/life skills development, education, and job training opportunities.	Percentage of Youth participants completing Character Development/Life Skills	3,942 (49%)	986
			Percentage of SAEF Seniors Graduating from High School	95%	95%
			Dollar value of youth community service hours	\$283,731	\$70,933

**Department of Community Initiatives
Proposed Markers 2004**

Attachment A

Casey Outcome	Casey Marker	COSA Strategic Objective (Balanced Scorecard)	DCI Performance Measure	City-wide 2004	Making Connections
Result 1: Families have increased earnings and income Result 2: Families have increased levels of assets	Residents earning a livable income.	Transition families to a livable income by raising their education and skill level	DCI participants obtaining employment at or above \$8.75/hour	773	193
			DCI participants obtaining employment below \$8.75/hour (transitional employment)	1,182	300
			DCI participants in higher education or long-term job training.	3,637	909
	Families have financial stability	Ensure families are economically secure.	Number of returns (and dollars) into the community through VITA	14,000 (\$21 million)	3,500 (5.2 million)
	Families have access to increased homeownership, affordable rental units, overall quality of housing, and small businesses expand, creating new jobs.	Ensure families are economically secure.	Number of IDA participants	537	134
Result 4: Families and neighborhoods have strong informal supports and networks.	Active participation in local activities increases.	Enable the elderly to retain and independent and healthy quality of life.	Number of meals served to seniors.	986,580	246,645
			Percent of senior population participating in DCI programs	16.70%	20.00%
Result 5: Families have access to quality services and supports that work for them.	Families have access to and information to be effective consumers of services.	Provide comprehensive community based family strengthening services	Number of participants served by DCI's direct program and contract investments.	193,493	48,373
			Total number of community locations with DCI investments	896	224
		Provide a safety net of services to meet the temporary emergency needs of all members of the community	Number of families receiving emergency safety net services.	6,942	1,735
Result 6: Children are healthy and ready to succeed in school.	Children and their families have healthier starts and participate fully in quality early childhood education.	Promote access to high quality early childhood education and school readiness initiatives	# of CDS vendors that are TRS Certified	155 (53%)	34
			Average monthly children in care	14,285	3,571
			% of children assessed who display mastery of Kinder Readiness Guidelines.	85%	85%
			Percentage of children 0-5 in poverty receiving child care.	36.00%	36.00%
Result 7: Families and children live in safe and attractive neighborhoods.	Neighborhoods are attractive, well resourced, family friendly places.	Invest in existing community organizations for the provision of human development services	Operations funding contracted to other agencies/organizations	\$96 million	\$24 million
	Increased access to quality educational resources result in increased educational attainment.	Promote youth development through early intervention, character traits/life skills development, education, and job training opportunities.	Percentage of Youth participants completing Character Development/Life Skills	3,942 (49%)	986
			Percentage of SAEP Seniors Graduating from High School	95%	95%
			Dollar value of youth community service hours	\$283,731	\$70,933

MAKING CONNECTIONS PROJECT
January 1, 2004 - December 31, 2004
FUND NO. 26-_____

**INDEX
CODE**

Budget

REVENUES

_____	Annie E. Casey Foundation - FY2004	\$	120,000.00
_____	Annie E. Casey Foundation - FY2003 Carryforward		19,004.25
_____	COSA - IN-KIND		40,301.03
_____	TOTAL REVENUES	\$	179,305.28

EXPENDITURES

OBJ CODE

_____	38-01-13 Making Connections Project		
_____	REGULAR SALARIES/WAGES	01-010	\$ 56,623.08
_____	FICA	01-030	4,317.58
_____	TMRS	01-040	6,568.93
_____	FLEX BENEFITS	01-050	6,810.00
_____	LIFE INSURANCE	01-051	84.66
_____	COMMUNICATIONS: TELEPHONES	02-110	-
_____	MAIL AND PARCEL POST SERVICE	02-113	-
_____	RENTAL OF EQUIPMENT	02-119	-
_____	TRAVEL - OFFICIAL	02-124	3,500.00
_____	EDUCATION	02-128	1,500.00
_____	FEES TO PROFESSIONAL CONTRACTORS	02-160	25,000.00
_____	BINDING & PRINTING	02-181	-
_____	OFFICE SUPPLIES	03-210	2,500.00
_____	TOOLS, APPARATUS, AND ACCESSORIES	03-232	1,000.00
_____	COMPUTER SOFTWARE	03-243	3,600.00
_____	OTHER COMMODITIES	03-244	-
_____	COMPUTER EQUIPMENT	05-360	6,000.00
_____	MACHINERY & EQUIPMENT - OTHER	05-373	1,500.00
_____	FURNITURE & FIXTURES	05-375	-
_____	In-Kind SALARY	81-510	30,320.94
_____	In-Kind FICA	81-530	2,319.55
_____	In-Kind TMRS	81-540	3,529.05
_____	In-Kind FLEX BENEFITS	81-550	4,086.00
_____	In-Kind LIFE INSURANCE	81-551	45.48
_____	TRF: To 26-022095 for IDA Match	09-499	20,000.00

TOTAL 38-01-13 **\$ 179,305.28**

TOTAL EXPENDITURES **\$ 179,305.28**

FUND ONLY INDEX CODE : _____

Department of Community Initiatives
Making Connections Project
26-XXXXXX
January 1, 2004 - December 31, 2004

PERSONNEL COMPLEMENT

CURRENT POSITIONS

0870 Special Projects Coordinator	<u>1</u>
-----------------------------------	----------

PROPOSED ACTION

DELETE POSITIONS

N/A	<u>0</u>
-----	----------

ADD POSITIONS

0866 Special Projects Manager	<u>1</u>
-------------------------------	----------

Total Positions	<u><u>2</u></u>
-----------------	-----------------

**Families SAVE Program
Project 26-022095**

Index No.**Revenues:**

076620	HHS Grant #90E10135/01	00-004	\$ 900,000
076638	Citicorp Contribution	00-008	\$ 50,000
076646	Annie E. Casey Foundation	00-008	\$ 18,500
	Frost National Bank	00-008	\$ 10,000
	Goodwill Industry	00-008	\$ 5,000
	San Antonio Housing Trust	00-008	\$ 5,000
	Annie E. Casey Foundation	00-008	\$ 2,500
	Annie E. Casey Foundation	00-008	\$ 20,000
115923	TRF from 26-012218	00-009	\$ 45,000
115964	TRF from 26-012241	00-009	\$ 62,850
116103	TRF from 26-012231	00-009	\$ 6,500
116111	TRF from G.F. IC 924811	00-009	\$ 15,000
116251	TRF from G.F. IC 924811 (HDSF)	00-009	\$ 25,000
	TRF from IC 109165	00-009	\$ 20,000
	TRF from G.F. 924811 (Council District 5)	00-009	\$ 5,000
			<u>\$ 1,190,350</u>

TOTAL REVENUES\$ 1,190,350**Activity 38-12-03****Expenditures:****Object Code**

524462	Administration Fees	02-160	\$ 135,000
533398	Direct Welfare - IDA Account	04-276	\$ 1,042,850
539734	Direct Welfare - IDA Account	04-276	\$ 15,000

Total Expenditures\$ 1,192,850**FUND ONLY INDEX NO. 001568**