

**CITY OF SAN ANTONIO
INTERDEPARTMENTAL MEMORANDUM
DEPARTMENT OF COMMUNITY INITIATIVES**

TO: Mayor and City Council

FROM: Dennis J. Campa, Director, Department of Community Initiatives

THROUGH: J. Rolando Bono, Interim City Manager

COPIES: Frances A. Gonzalez, Assistant City Manager; Roland A. Lozano, Assistant to the City Manager; City Attorney's Office; Finance Department; Office of Management and Budget; File

SUBJECT: An ordinance accepting funds from the San Antonio Education Partnership representing support from seven local Independent School Districts.

DATE: October 7, 2004

SUMMARY AND RECOMMENDATIONS

This ordinance authorizes the acceptance of up to \$186,180 from the San Antonio Education Partnership representing support from seven local Independent School Districts participating as partners and providing partial financial assistance of program operations. This ordinance also establishes the fiscal year 2004/2005 San Antonio Education Partnership grant budget and authorizes the transfer and expenditure of any remaining funds from previous program years.

Staff recommends the approval of this ordinance.

BACKGROUND INFORMATION

On August 3, 2004, the San Antonio Education Partnership (SAEP) began its 16th year as a high school intervention program providing services to improve school attendance, enhance academic performance, promote high school graduation, increase college enrollment and strengthen San Antonio's workforce. The 15 targeted high schools have a majority population of students at-risk of leaving before high school graduation. All students enrolled in the respective schools are encouraged to participate in the Partnership. A distinct element of SAEP is the placement of Partnership Advisors at each high school. Through the work of its advisors, SAEP provides support, motivation and incentives that include awarding four-year scholarships to students attending local colleges and universities. In exchange, students commit to earning at least a "B" grade average by graduation along with a 95% attendance rate while in grades 9-12. A list of participating high schools and the number of participating students per school district are included as Attachment A.

For FY 2004-05, the commitment by the local school districts to the SAEP provides partial support for program services. The contribution of the seven participating school districts (San Antonio, Edgewood, Harlandale, South San, Southside, Southwest, Northeast) augments the City's General Fund, which supports program operations and administrative expenses.

Student Participation By Council Districts

Council Districts	1	2	3	4	5	6	7	8	9	10	ND*	Total
Participants	3126	1846	2939	4359	3684	1766	996	225	573	39	2178	21,731

* ND – Student outside of COSA district boundaries

POLICY ANALYSIS

This ordinance is a continuation by the school districts to support the mission of the San Antonio Education Partnership to expand support services for students, increase high school graduation rates, and local college enrollment. The funds from the seven school districts are used for program services to enhance Partnership Awareness, Stay-In-School activities and Pre-College Preparation to encourage high school graduation and college enrollment. The SAEP encourages students to stay in school and pursue college while providing scholarships as incentives.

The SAEP represents a significant City contribution to the local workforce and economic development efforts. This strategy contributes directly to the earning potential of students and increases productivity of the workforce, thus enhancing economic development of the City. The Partnership is a true collaboration between the City of San Antonio, the private sector, school districts, institutions of higher education, and community-based organizations. An example of the direct link to economic development is the documented results (through July 2004) indicating that 1,702 Partnership Scholarship recipients have earned college degrees resulting in 1,257 Bachelor Degrees, and 860 Associate Degrees and Certifications. According to the US Census Bureau, *Average Annual Income by Educational Attainment*, high school graduates earn 62% more than those without diplomas. Additionally, individuals with Associate and Bachelors degrees earn 45% and 51% more, respectively, compared with a high school education. The estimated economic impact is over \$12 million in annual taxes stemming from the increased economic earning power of these college graduates.

In FY 2004, the Partnership provided services to 21,731 students in grades 9-12 enrolled in the 15 high schools. Of that number, 4,551 were participating seniors who signed Commitment to Academic Excellence forms pledging to meet the eligibility criteria of 95% attendance and a “B” grade point average (while remaining students were in the 9th -11th grade). In sum, 4,100 Partnership participants graduated from high school and 2,341 seniors met the scholarship eligibility standards.

FISCAL IMPACT

Total support for the SAEP comes from the City of San Antonio, seven Independent School Districts, and corporate and fundraising contributions. The colleges and universities provide additional scholarship matching funds and indirect support such as financial assistance to Partnership scholarship recipients through college and university grants, state/federal grants and parent loans.

The proposed FY 2005 budget recommends adding three new high schools into the SAEP network. The schools pending consideration by the SAEP Board of Directors include: Clark H.S. (CD8), Churchill H.S. (CD9), and Madison H.S. (CD10), respectively.

COORDINATION


The Department of Community Initiatives coordinated with the San Antonio Education Partnership Board of Directors, the City Attorney's Office, Finance Department and the Office of Management and Budget.


SUPPLEMENTARY COMMENTS

Provisions of the Ethics Ordinance do not apply.


ATTACHMENTS

Attachment A – Participation by School District


Dennis J. Campa, Director
Department of Community Initiatives


Roland A. Lozano
Assistant to the City Manager

Approved:


J. Rolando Bono
Interim City Manager

2004-05 Participating School Districts and Number of Students	High Schools in the San Antonio Education Partnership
San Antonio ISD <i># of students: 9,268</i>	Burbank, Edison, Fox Tech, Highlands, Sam Houston, Jefferson, and Lanier
Edgewood ISD <i># of Students: 2,778</i>	Kennedy and Memorial
Harlandale ISD <i># of Students: 3,008</i>	Harlandale and McCollum
South San ISD <i># of Students: 1,374</i>	South San
Southside ISD <i># of Students: 1,071</i>	Southside
Southwest ISD <i># of Students: 2,535</i>	Southwest
Northeast ISD <i># of Students: 1,697</i>	Lee

Total number of students currently participating: 21,731

Department of Community Initiatives
San Antonio Education Partnership Grant 2003/04
Project No. 26-0122XXX
October 1, 2003 thru September 30, 2004

Index Code	Revenues:	Obj. Code	Budget	
	San Antonio ISD		\$86,884	
	Edgewood ISD		24,824	
	Harlandale ISD		24,824	
	South San ISD		12,412	
	Southwest ISD		12,412	
	Southside ISD		12,412	
	Northeast ISD		12,412	
	Transfer From 26-012248			
	Total Estimated Revenues		<u><u>\$186,180</u></u>	
	Appropriations			
	Activity 38-16-11			
	Regular Salaries and Wages	01-010	56,512	56,512
	Retirement Benefits- Social Security	01-030	4,324	4,324
	Retirement Benefits-TMRS	01-040	6,575	6,575
	Flex Benefits- Contributions	01-050	9,416	9,416
	Life Insurance	01-051	128	128
	Communication	02-110	9,500	76,955
	Pagers	02-112	175	
	Mail & Parcel Post	02-113	8,800	
	Interfund Rent of City Motor Pool	02-120	100	
	Travel-Official	02-124	5,500	
	Education	02-128	4,500	
	Car Expense Allowance	02-130	3,600	
	Maint & Rep/Machinery & Equipment	02-142	7,500	
	Fees to Professional Contractor	02-160	14,000	
	Temporary Services	02-161	7,000	
	Advertising & Publication	02-175	6,000	
	Membership, Dues and License	02-178	350	
	Binding, Printing & Reproduction	01-181	16,500	
	Subscription to Publications	02-187	500	
	Office Supplies	03-210	8,500	
	Food	03-216	3,000	
	Computer Software	03-243	2,000	
	Computer Equipment	05-360	10,000	
	Machinery & Equipment /Other	05-373	500	
	Furniture and Fixtures	05-375	1,200	
	Total Appropriations		<u><u>\$186,180</u></u>	
	Fund Only Index Code:			