

**CITY OF SAN ANTONIO  
DEPARTMENT OF COMMUNITY INITIATIVES  
CITY COUNCIL AGENDA MEMORANDUM**

AGENDA ITEM NO. **29**

**TO:** Mayor and City Council

**FROM:** Dennis J. Campa, Director, Department of Community Initiatives

**SUBJECT:** Best value bid from Selrico Services, Inc. for the Comprehensive Nutrition Project

**DATE:** April 7, 2005

**SUMMARY AND RECOMMENDATION**

This ordinance terminates the Selrico Services, Inc. contract, as authorized by Ordinance No. 99782, effective May 31, 2005, and accepts the best value bid of Selrico Services, Inc. for meal preparation and delivery services for the Comprehensive Nutrition Project (CNP) for the period June 1, 2005 through September 30, 2006 for an approximate cost of \$3,038,918.

Staff recommends approval of this ordinance.

**BACKGROUND INFORMATION**

The Comprehensive Nutrition Project (CNP) was established in 1973, as an integral part of the Department of Community Initiatives' (DCI) elderly and disabled continuum of services. Stemming from the concerns of a few nutrition sites regarding the quality of food provided by Selrico and in the interest of providing the best meal value, City Council requested DCI issue a request for Best Value Bids for the CNP program. Selrico Services, Inc. was the sole bidder. This vendor has invested approximately \$145,000 to ensure continued quality improvements and to accommodate the current CNP contract. Selrico has agreed to waive the 90-day notice to terminate the existing contract and initiate a new contract without penalty or fees.

Today, the City's CNP project is the largest senior nutrition congregate setting in the State. DCI serves up to 4,000 meals per day to seniors, aged 60 and older. The City operates the CNP using General Funds and Title III-C federal funds awarded by the Texas Department on Aging (TDoA) through the Alamo Area Council of Governments (AACOG).

This ordinance will terminate Selrico's current contract as of May 31, 2005, and accept the new bid, which provides for an increased level of services. The new contract will begin on June 1, 2005 and terminate on September 30, 2006, with a two-year renewal option that may be exercised with City Council approval.

The new contract requires an increase in the number of meals purchased daily and raises the cost per meal from \$2.20 to \$2.25 per meal, provided 3,800 meals are purchased daily. The City currently purchases 3,700 meals per day. If fewer than 3,800 meals are purchased, the cost rises to \$2.50. After allowing for both the increased meal quantity and cost, it is estimated that there will be an end of year fund surplus of \$88,000. The additional 100 meals purchased daily will allow for the potential expansion of the Senior Nutrition Program in Council Districts 8, 9 and 10.

## **POLICY ANALYSIS**

This ordinance addresses the core issue of safety net services and reflects a continuation of existing City policy to provide services that improve the quality of life of senior citizens in San Antonio and Bexar County and assist them in maintaining independent living. The AACOG grant, along with the City's General Fund match, will allow the CNP to continue providing nutrition services to the elderly at 71 nutrition sites. A list of nutrition sites is provided as Attachment A. Performance measures for this program are based on anticipated funding levels and provided as Attachment B.

## **FISCAL IMPACT**

Historically, AACOG has made an annual grant award, then provided an initial funding allocation that is less than the total grant award. AACOG then subsequently supplements its initial allocations during the funding year as additional funds become available. AACOG's FY04-05 grant award is \$1,677,092 with an initial grant allocation of approximately \$1,182,133 for congregate and home delivered meals. Any future funding received during the fiscal year will be directed towards additional direct services. For FY04-05, the COSA General Fund will match the grant at 69% of the program's total budget, based on AACOG's initial funding allocation.


## **COORDINATION**

The Department of Community Initiatives coordinated activities with the City Attorney's Office, Office of Budget and Management, Purchasing and General Services, and the Finance Department.


## **SUPPLEMENTARY COMMENTS**

A Discretionary Contracts Disclosure Form is attached.

- Attachment A: List of the City's 71 Nutrition sites
- Attachment B: CNP Initial Fiscal Year Funding and Performance History



Dennis J. Campa, Director  
Department of Community Initiatives




Janie B. Cantu, Director  
Purchasing and General Services



Frances A. Gonzalez  
Assistant City Manager



Erik J. Walsh  
Assistant to the City Manager



J. Rolando Bono  
Interim City Manager

**Comprehensive Nutrition Project (CNP) Sites  
FY 2004-2005**

<b>Center</b>	<b>Address</b>	<b>Council District</b>
1. Casa de Amistad Apartments	155 De Chantle	1
2. Granada Senior Center	311 S. St. Mary's St.	1
3. <b>Kenwood Community Center</b>	305 Dora St.	1
4. Madonna Apartments	7710 Madonna	1
5. OP Schnabel Apartments	919 S. Main	1
6. <b>Our Lady of Sorrows Church</b>	3107 N. St. Mary's St.	1
7. <b>Sacred Heart Church</b>	2123 W. Commerce St.	1
8. <b>Salvation Army- Hope Center</b>	515 W. Elmira St.	1
9. <b>St. Agnes Catholic Church</b>	804 Ruiz St.	1
10. St. Henry's Catholic Church	1619 S. Flores	1
11. <b>St. Mary Magdalen Church</b>	1710 Clower	1
12. Walnut Apartments	3822 West Ave.	1
13. *West End Park Senior Center	1226 N. W. 18th St.	1
14. Bethany United Methodist	4102 Eisenhower	2
15. *Claude W. Black Center	2805 E. Commerce	2
16. <b>Comanche Park #2 (Aldersgate)</b>	2600 Rigsby	2
17. <b>Ella Austin Community Center</b>	1023 N. Pine	2
18. <b>New Mt. Pleasant</b>	1639 Hays St.	2
19. Roseville Apartments	4139 E. Houston St.	2
20. Villa O'Keefe Apartments	2106 S WW White Rd.	2
21. Fair Avenue Apartments	1215 Fair Ave.	3
22. Good Shepherd Lutheran Church	1630 Goliad Rd.	3
23. * <i>Harlandale Senior Center</i>	115 W. Southcross	3
24. * <i>Hope of Glory</i>	339 W. Hutchins	3
25. Matt Garcia Apartments	6114 Pecan Valley Dr.	3
26. <b>Mission San Jose</b>	701 E. Pyron	3
27. <b>Presa Senior Center</b>	3721 S. Presa St.	3
28. <b>St. Margaret Mary's Church</b>	1314 Fair Ave.	3
29. <b>Our Lady of Angels Catholic Church</b>	1212 Stonewall	4
30. * <i>South San Senior Center</i>	503 Lovett	4
31. * <i>St. Bonaventure Catholic Church</i>	1918 Palo Alto Rd.	4
32. <b>St. Vincent de Paul</b>	4222 SW Loop 410	4
33. Virginia Gill Community Center	7902 Westshire	4
34. <b>Christ the King Church</b>	2610 Perez St.	5
35. <b>Jardin de St. James</b>	420 Nunes	5
36. <b>Our Lady of Guadalupe Catholic Church</b>	1321 El Paso	5
37. <b>Palacio del Sol</b>	400 N. Frio	5
38. <b>San Juan De Los Lagos Church</b>	3231 El Paso St.	5
39. <b>St. Alphonsus Church</b>	1200 S. Rosillo	5
40. <b>St. Timothy Catholic Church</b>	1515 Saltillo	5

Center	Address	Council District
41. <b>Bethel Senior Center</b>	227 S. Acme Rd	6
42. O'Keefe Gardenbrook Apartments	8734 Gardenbrook	6
43. <b>St. Jude's Catholic Church</b>	130 S. San Augustine Ave.	6
44. Villa Alegre Apartments	6902 Marbach	6
45. Casa de Esperanza Apartments	8886 Abe Lincoln	7
46. Frio Crossing Apartments	3500 Camino Real	7
47. <b>Holy Family Catholic Church</b>	152 Florencia	7
48. Legacy @ Ingram	5803 Ingram	7
49. Nueces Bend Apartments	3503 Camino Real	7
50. Pin Oak	7190 Oaklawn	7
51. <b>Salvation Army- Peacock Center</b>	2810 W. Ashby St.	7
52. Oxford Methodist Church	9655 Huebner Rd.	8
53. <b>St. Matthews Catholic Church</b>	10703 Wurzbach	8
54. Pecan Hill Apartments	1600 W. Lawndale	9
55. St. Anthony de Padua	102 Lorenz	9
56. Legacy @ O'Connor	13842 O'Connor	10
57. <i>*Rolling Oaks Baptist Church</i>	6401 Wenzel @ Toepperwein	10
58. <i>*St. Andrew's United Methodist</i>	722 Robinhood	10
59. Crestview Baptist	8101 Eaglecrest	County
60. <i>*El Carmen Senior Center</i>	18555 Leal Rd.	County
61. <b>Meadowood Acres</b>	12703 Cinco de Mayo	County
62. <b>Somerset Senior Center</b>	19375 "K" St., Somerset, TX	County
63. <b>St. Anthony Catholic Church</b>	16432 Kilowatt, Elmendorf, TX	County

SAHA Apartments		
64. Blanco Apartments	906 W. Huisache	1
65. Parkview Apartments	114 Hickman St.	1
66. Victoria Plaza Apartments	411 Barrera	1
67. Villa Tranchese Apartments	307 Marshall St.	1
68. Sun Park Apartments	4523 Lavendar Lane	2
69. George Cisneros Apartments	3003 Weir Ave.	5
70. Jewett Circle Apartments	425 SW 34 <sup>th</sup> St.	6
71. Sunshine Plaza Apartments	455 E. Sunshine	7

\* Asterisk Sites - denote Senior Nutrition Centers operated by City Staff

**"BOLDED"** Sites - denote Senior Nutrition Centers with vendor agreements for site operations

*"Italicized"* Sites - denote Senior Nutrition Centers with lease agreements for use of facilities

**CNP Initial Fiscal Year Funding and Performance History**

<b>Funding</b>	<b>FY 03-04</b>	<b>FY 04-05</b>	<b>Projected FY 05-06</b>	
AACOG Revenue	\$1,748,730	\$1,182,133	\$1,182,133	
City General Fund	\$2,642,580	\$2,642,580	\$2,642,580	
Total CNP Revenue	\$4,391,310	\$3,824,713	\$3,824,713	
<b>Performance Measurement</b>				
Total Meals Served	917,846	* 974,574	1,010,070	
Average Daily Meals Served	3,503	3,734	3,870	
Unduplicated Clients	6,262	6,680	6,911	

\* Estimated for FY 04-05